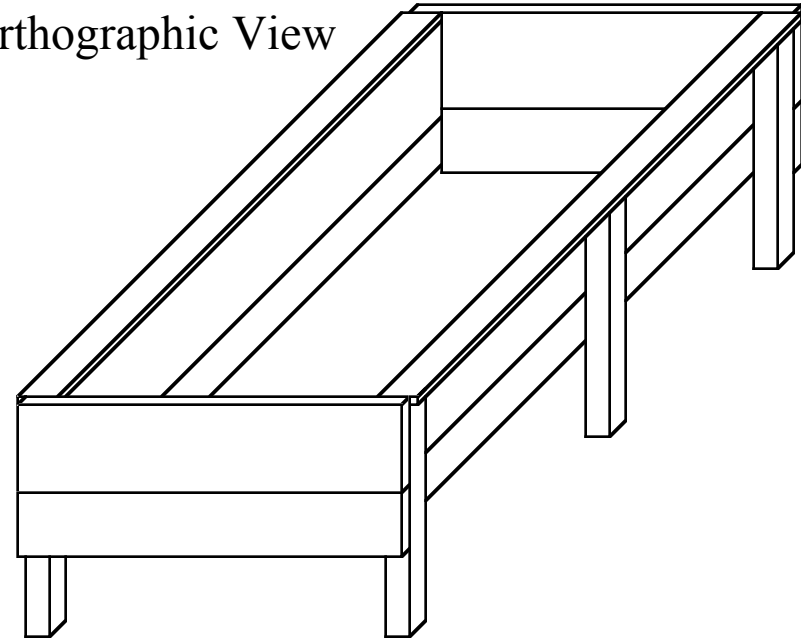
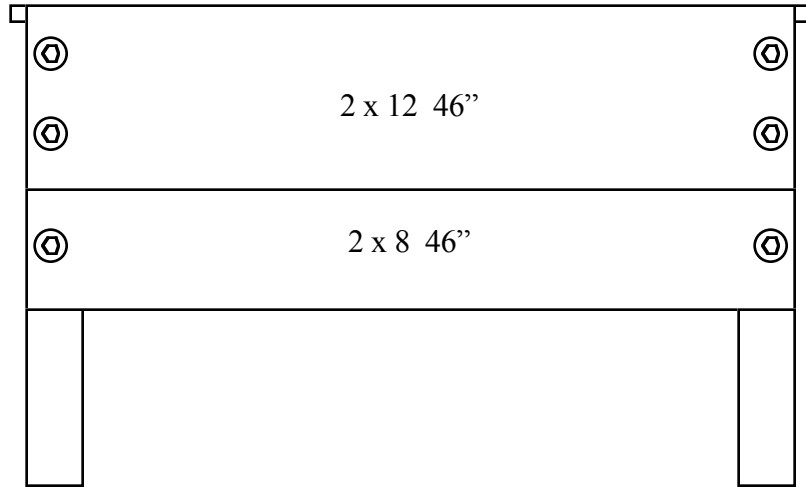


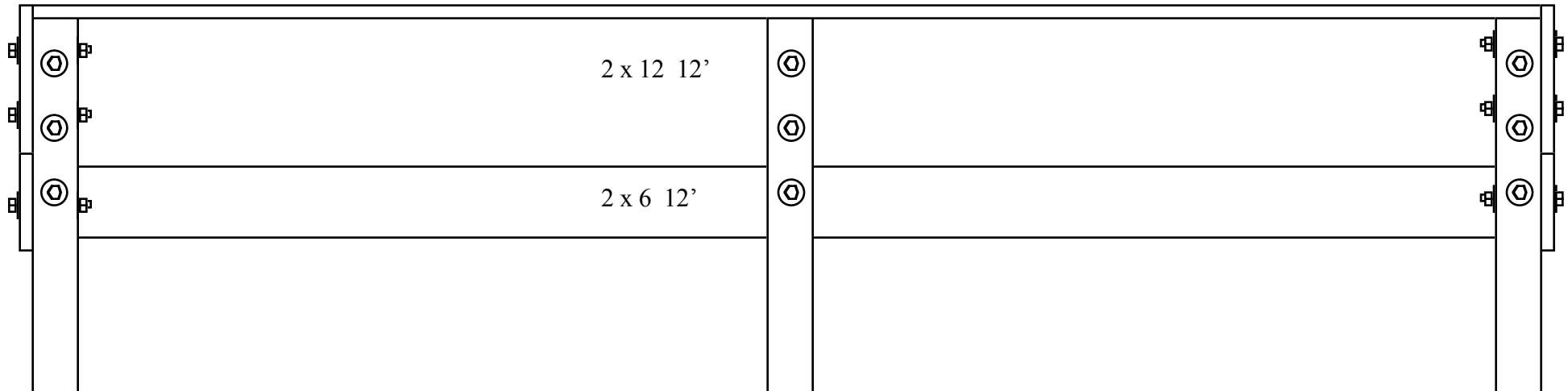
McGhie's Grow Box

Orthographic View

End View



Side View View



Wood :	2 x 12 - 12'	two	[8' - three]
	- 8'	one	
	2 x 8 - 8'	one	[8' - one]
	2 x 6 - 12'	two	[8' - two]
	4 x 4 - 8'	two (in 1/3s)	[8' - one in 1/4s]
Trex	1 x 5 - 12'	two	[8' - two]

Notes

You can make it narrower, or shorter.

If 8' length, instead of 12', eliminate center posts

6" bolts 1/2" with fender washers, and deck screws for trex
(Bolts - 24 corners & 12 for sides (6 in), 48 & 24 washers)